


Name \_\_\_\_\_

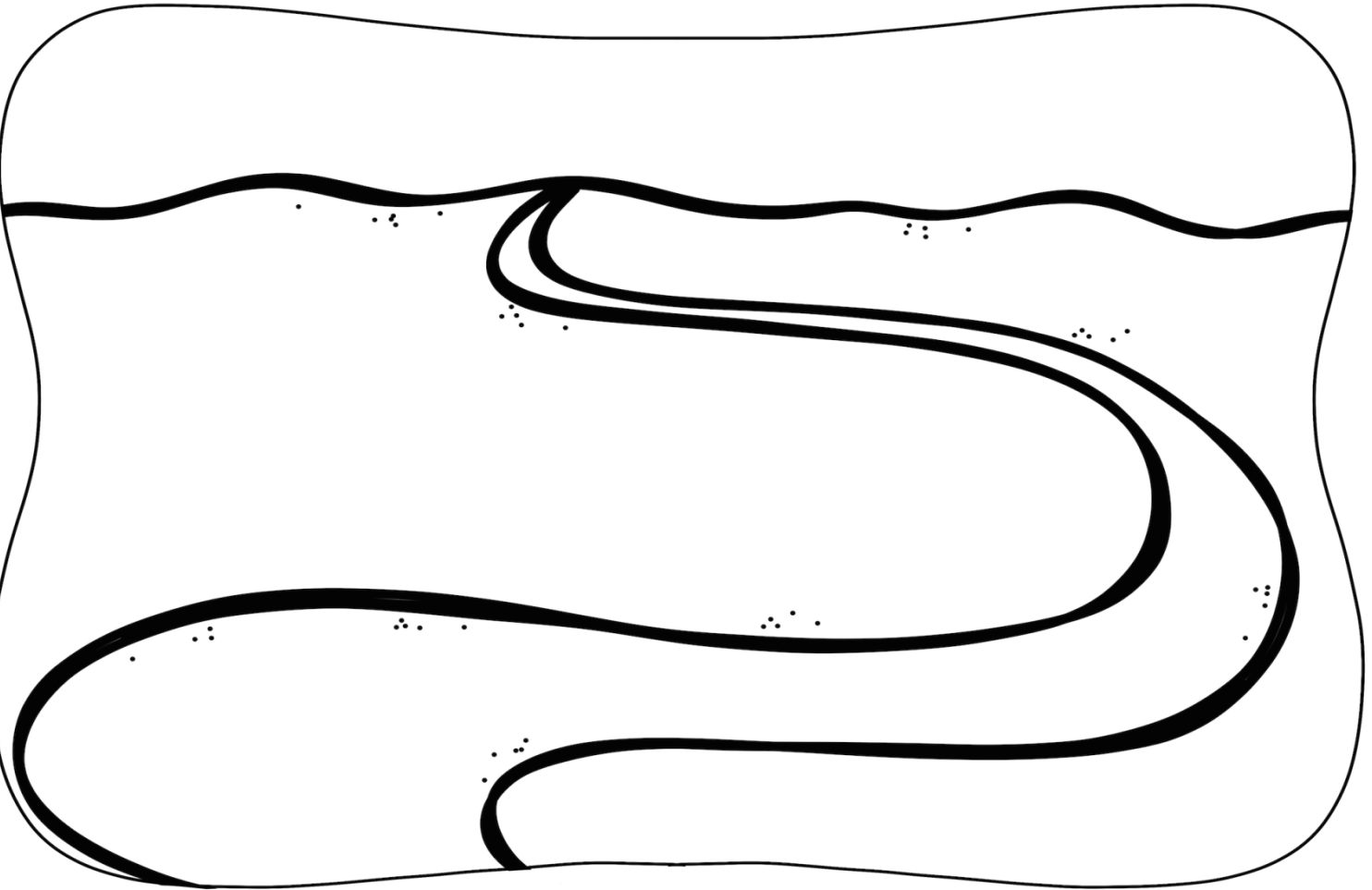
The Lord said...,  
“Go! I have chosen  
him to tell  
foreigners, kings,  
and the people of  
Israel about Me.”  
Acts 9:15




Name \_\_\_\_\_ Date \_\_\_\_\_

# Saul Meets Jesus Cut-and-Paste Page

Directions: Color the pictures and glue them onto the road in the correct places.



©Allison Brown-Homeschooling by Heart 2017



# Glasses Craft

Directions: Copy on white or colored cardstock paper. Color and cut out the glasses pieces. Attach the sides with tape. Use a brass fastener to attach the gray pieces on top of the frames, lining up the holes. Students can wear the glasses and move the shaded parts out of the way so that they are able to "see" as Saul could after encountering Jesus and praying with Ananias!

